

BY THE NUMBERS

UNFCCC: PROGRESS ON ACHIEVING GENDER BALANCE



In 2016, women made up, on average, 32% of UNFCCC national delegations.

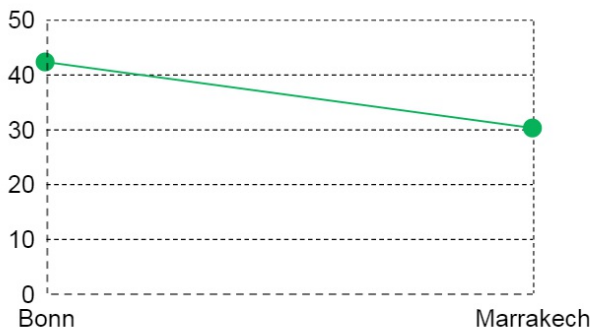


That's an decrease of

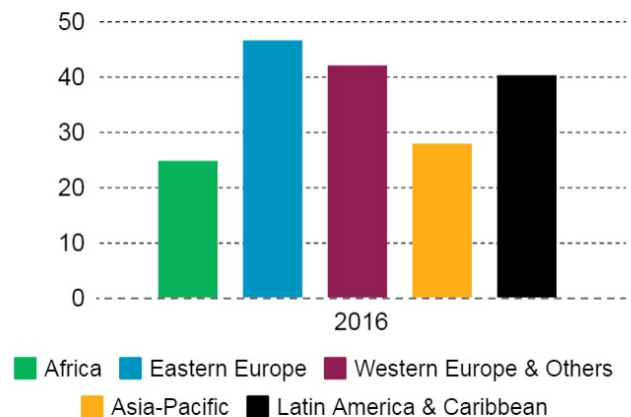
6%

from negotiations in 2015.

% of Women on National Delegations at UNFCCC 2015 Meetings



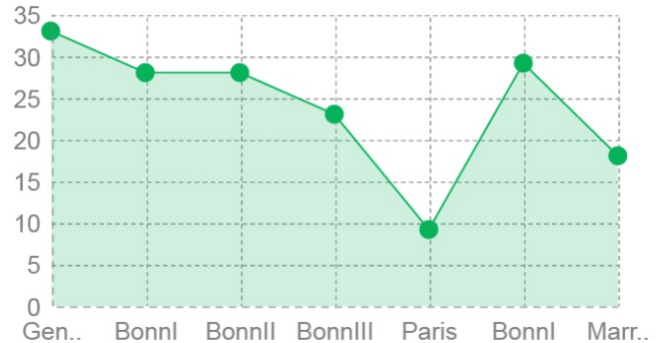
% of Women on National Delegations at UNFCCC 2016 Meetings by UN Region



Source: Official UNFCCC Participation Lists for 2016

Women also accounted for 23% of Heads of Delegations to the UNFCCC, on average. In comparison, in 2008, women were on average just 17% of Delegation Heads. At this rate of change, gender parity will be achieved by 2040.

As you can see from the table below, and as typical in previous years, women's participation as Head of Delegations, decreases significantly during COPs.



Gender Balance on Delegations

Most Gender-Balanced Delegations in 2016

Kiribati*
Belarus*
Belize*
Uruguay*
Israel*
Norway*
Spain*
Lesotho
Ukraine

Most Gender-Balanced Delegations in 2015

Saint Vincent and the Grenadines*
Peru
Hungary
Lesotho
Kiribati
Bulgaria
Italy
Croatia
Gambia, The

Most Gender-Balanced Delegations in 2014

Costa Rica*
Guatemala*
Haiti*
Iceland*
Malta*
Romania*
Saint Lucia*
Slovakia*
Syrian Arab Republic*

*Exactly at 50, others are decimal points away from full gender balance.