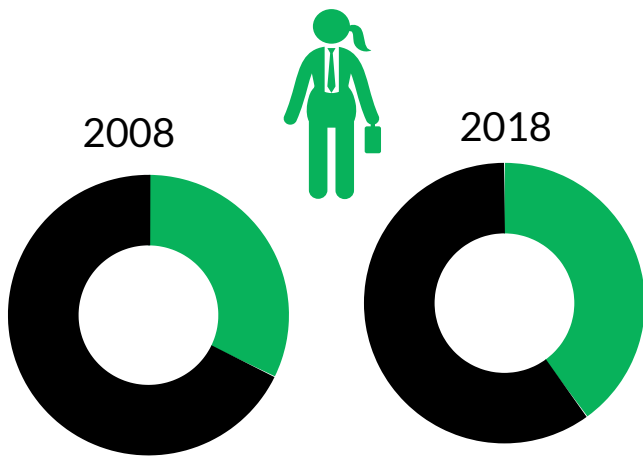


BY THE NUMBERS

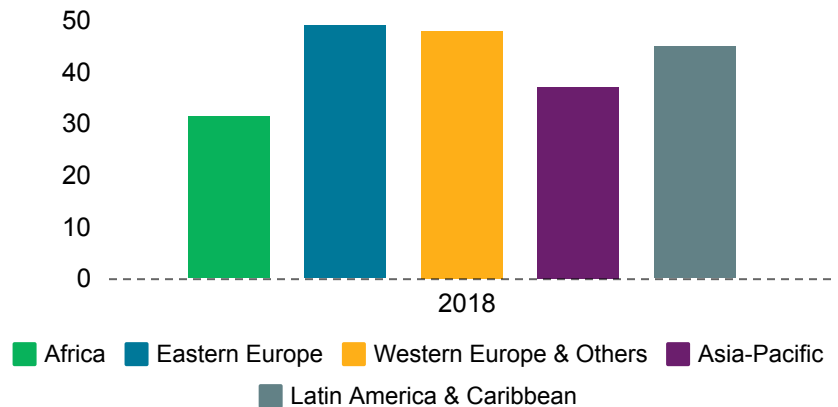
UNFCCC: PROGRESS ON ACHIEVING GENDER BALANCE

REPORT: Women's Participation in the UNFCCC



Women made up 40% of UNFCCC national delegations in 2018, compared to 32% in 2008.

Percentage of Women on National Delegations in 2018 by UN Region



In 2008, women were on average 15% of delegation heads.

At COP 24, 44 of the 196 delegation heads (22%) were women.



At this rate of change, gender parity will be achieved by 2042.

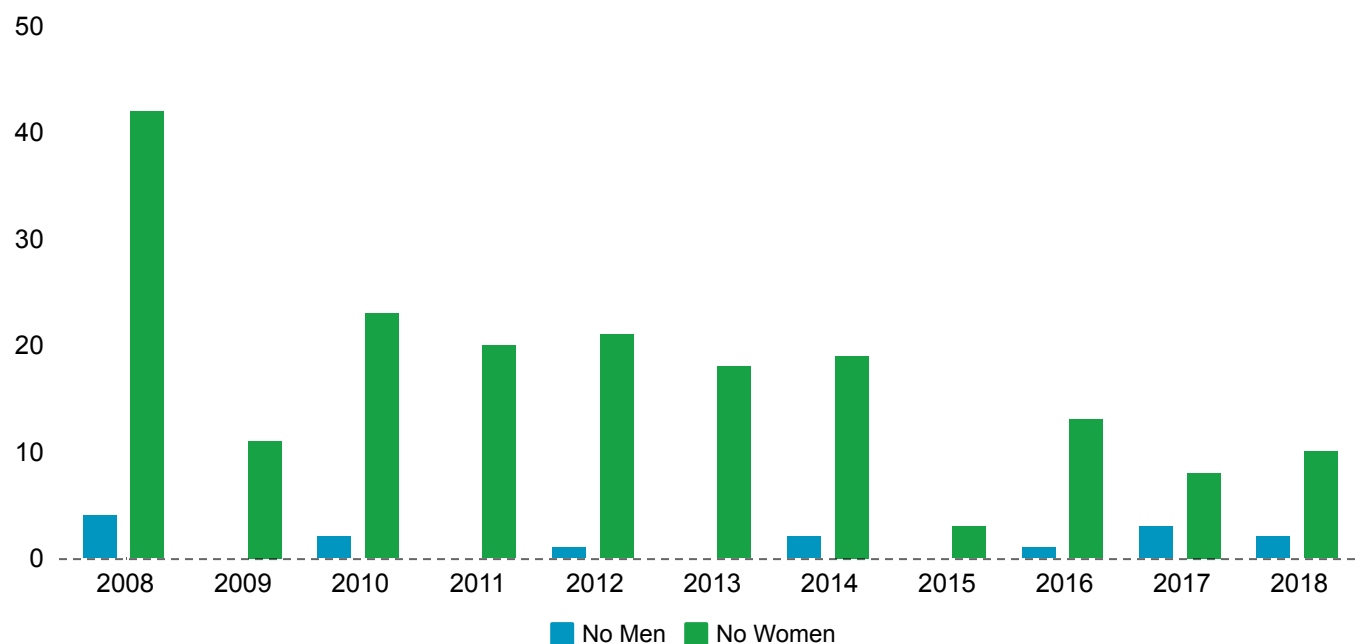
Percentage of Women Heads of Delegation



Historically, COPs have lower levels of women's leadership than UNFCCC intersessional meetings.

Gender Imbalance on Delegations

Number of COP delegations of two or more delegates with no representation from either women or men.



Gender Balance on Delegations

Delegations with a total of 50% women and 50% men across the negotiation sessions for the year

Most Gender-Balanced Delegations in 2018

Cuba*
 Malaysia*
 Malta*
 Micronesia, Federated States of*
 Serbia*
 Trinidad and Tobago*
 VietNam*

Most Gender-Balanced Delegations in 2017

El Salvador*
 Fiji
 Jamaica*
 Palau*
 Saint Lucia*
 Saint Vincent and the Grenadines*
 Trinidad and Tobago*
 Uruguay*

Most Gender-Balanced Delegations in 2016

Kiribati*
 Belarus*
 Belize*
 Uruguay*
 Israel*
 Norway*
 Spain*
 Lesotho
 Ukraine

*Exactly at 50, others are decimal points away from full gender balance.



