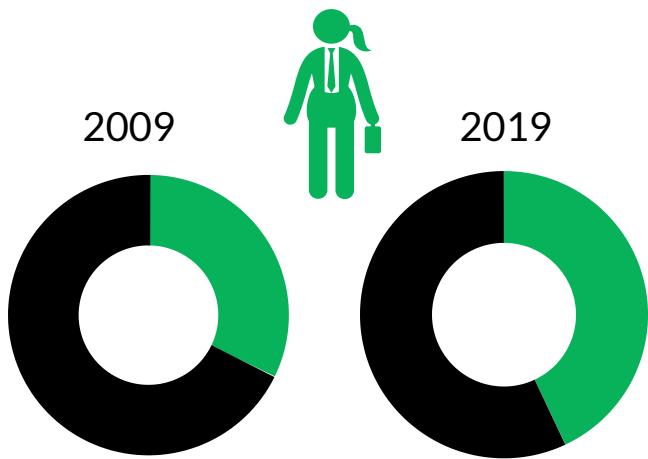


BY THE NUMBERS

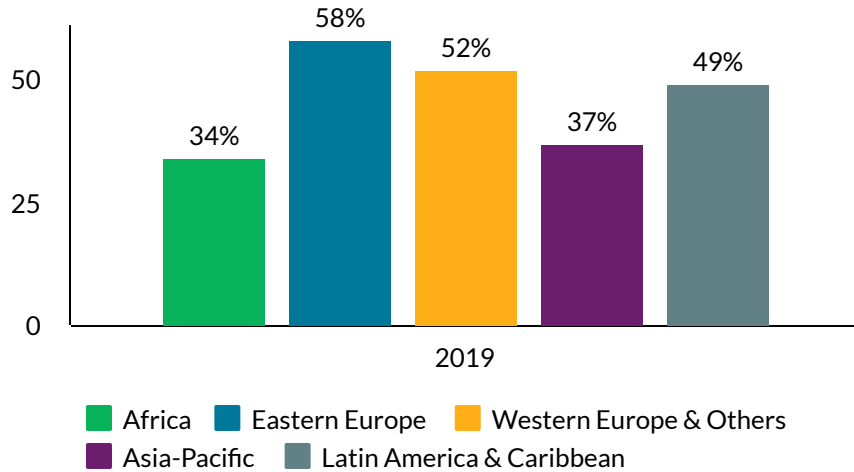
UNFCCC: PROGRESS ON ACHIEVING GENDER BALANCE

REPORT: Women's Participation in the UNFCCC



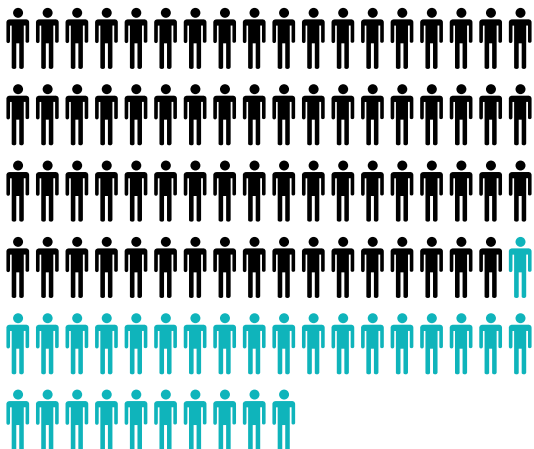
At UNFCCC intersessionals, women made up 43% of national delegations in 2019, compared to 32% in 2009.

Percentage of Women on National Delegations in Bonn, June 2019

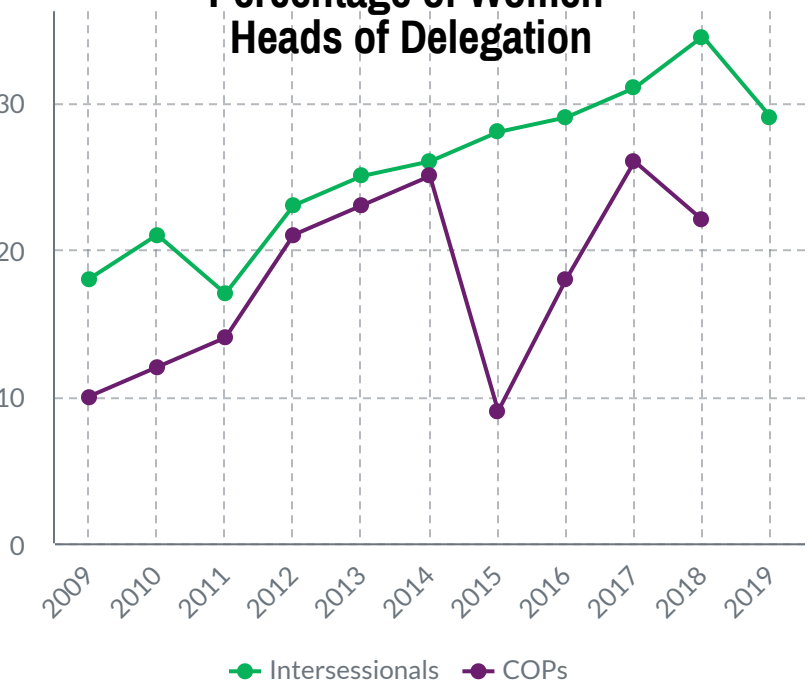


In 2009, women were on average 18% of delegation heads for the four intersessional meetings.

In June 2019, 53 of the 182 delegation heads (29%) were women.

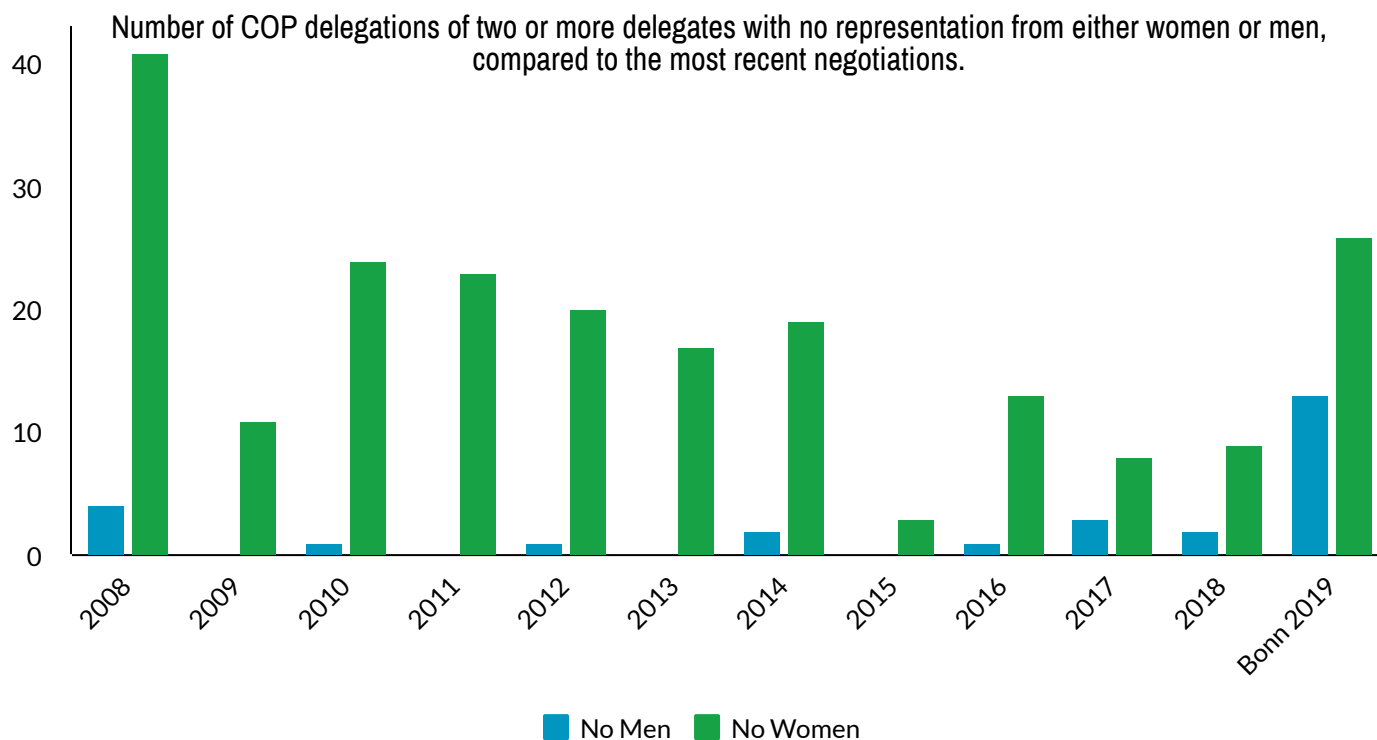


Percentage of Women Heads of Delegation



Historically, COPs have lower levels of women's leadership than UNFCCC intersessional meetings.

Gender Imbalance on Delegations



Gender Balance on Delegations

Delegations with a total of 50% women and 50% men across the negotiation sessions for the year

Most Gender-Balanced Delegations in 2019

Bhutan*
Nigeria*
Liberia*
Switzerland*
Monaco*
Mozambique*
Luxembourg*
Papa New Guinea*

Most Gender-Balanced Delegations in 2018

Cuba*
Malaysia*
Malta*
Micronesia, Federated States of*
Serbia*
Trinidad and Tobago*
VietNam*

Most Gender-Balanced Delegations in 2017

El Salvador*
Fiji
Jamaica*
Palau*
Saint Lucia*
Saint Vincent and the Grenadines*
Trinidad and Tobago*
Uruguay*

*Exactly 50%; others are decimal points away from full gender balance.